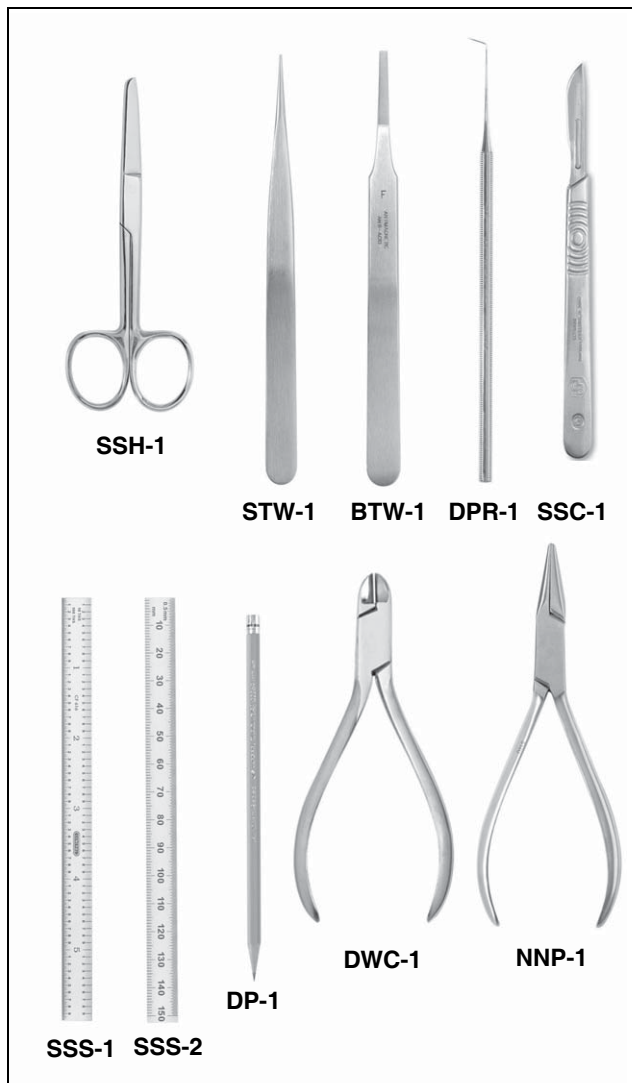


General Information and Selection

There is a strong element of craftsmanship involved in making consistently successful strain gage installations. As for any other field, this craft has its own special tools and working materials — found by seasoned professionals to be most effective for achieving the desired results. The installation accessories described on this and the following pages represent the distillation of many years' experience in determining the most appropriate tool or material for each task in the gage installation process.

Every accessory item listed here has been thoroughly tested and evaluated in the Micro-Measurements Applications Engineering Laboratory for quality and reliability, for ease of use, and for compatibility with all other Micro-Measurements products. It should be noted that the instruction bulletins supplied for gages, adhesives, protective coatings, etc. assume the availability of these accessories to the user, since such is generally the case for an experienced practitioner in a well-equipped laboratory.

TOOLS



SSH-1 Surgical Shears:

Chromium steel, 4-1/2 in [115mm] long, with one sharp pointed blade and one blunt-end blade.

STW-1 Tweezers:

Stainless steel, 4-1/2 in [115mm] long. Rugged, precision ground sharp ends. Primarily used for handling leadwires.

BTW-1 Tweezers:

Stainless steel, 4-1/2 in [115mm] long. Antimagnetic; acid and corrosion resistant. Thin, flat blunt ends ideal for safe handling of strain gages.

DPR-1 Dental Probe:

Stainless steel "pick". Flexible 75° pointed tip.

SSC-1 Surgical Scalpel and Blade:

Stainless steel, uses SSC-2 snap-in replacement blade.

SSC-2 Replacement Scalpel Blades:

Five blades per package.

SSS-1 Steel Scale:

6 in [150mm] long, satin-chromed finish. Graduated in inches (1/32, 1/64, 1/10, 1/100).

SSS-2 Steel Scale:

6 in [150mm] long, satin-chromed finish. Graduated in inches (1/10, 1/100) and millimeters (0.5, 1).

DP-1 4-H Drafting Pencil:

For gage layout.

DWC-1 Diagonal Cutters:

Stainless steel, 4-1/2 in [115mm] long, precision cutter for wire up to AWG No. 18 [1mm diameter].

NNP-1 Needle-Nosed Pliers:

Nickel-chrome plated, 4-1/2 in [115mm] long, with serrated needle-nosed jaws.

ATS-2 Gage Application Tool Set:

Includes one of each item plus one additional DPR-1 Dental Probe. Durable, polypropylene box.

General Information and Selection

TOOLS



GT-11 Camel's Hair Brush:

3/8 in [9.5mm].

SPT-1 Stainless Steel Mixing Spatula:

Double blade. Overall length 8 in [200mm].

SPT-2 Stainless Steel Mixing Spatula:

Single blade. Overall length 7-3/4 in [195mm]. Wooden handle.

MHG-1 Master Mite Heat Gun:

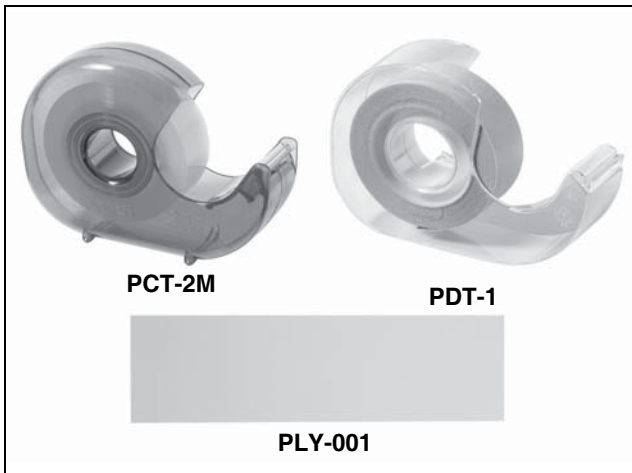
Lightweight, compact, perfectly balanced. 2 lb [0.9kg] with nozzle attached. 8-7/8 x 7 in [225 x 180mm]. Quiet, brushless-type shaded pole motor rated for continuous duty. Three interchangeable nozzle heating elements control average outlet temperature 1/2 in [13mm] from nozzle at +500°F [+260°C], +650°F [+345°C], or +800°F [+425°C]. Air-cooled barrel. Three-conductor grounded linecord. Slip-on deflector completely surrounds shrinkable tubing (HST-1) with heat. Pinpoint adapter directs heat without affecting adjacent areas. 120Vac, 60Hz. Maximum current draw 5.4 amps.

MHG-2 Master Mite Heat Gun:

Same as above, except 220Vac.



GENERAL-PURPOSE TAPES & MATERIALS



PCT-2M Gage Installation Tape:

For gage handling. 3/4 in x 75 ft [19mm x 23m].

PDT-1 Paper Drafting Tape:

For soldering mask, and lead positioning. 3/4 in x 400 in [19mm x 10m].

PLY-001 Kapton® Film:

For electrical insulation, 4 x 10 x 0.001 in thick. [100 x 250 x 0.02mm thick].




RoHS
COMPLIANT

Kapton is a Registered Trademark of DuPont.

General Information and Selection

HIGH-TEMPERATURE TAPES & MATERIALS



MJG-2 Mylar® Tape:

For gage handling with heat-curing resin systems. 1/2 in x 216 ft [13mm x 66m].

TFT-1 Thermosetting (+340°F [+170°C]) Fiberglass Tape:

For electrical insulation at high temperatures. 1/2 in x 60 ft [13mm x 20m].


FGC-1 Woven Fiberglass Cloth:

Bound edges. For lead anchoring when used in conjunction with M-Bond adhesives and M-Coat protective coatings. 0.015 in x 1 in x 50 yd [0.4mm x 25mm x 46m].

TFE-2 High Modulus TFE Teflon® with Silicone Mastic:

1/2 in x 108 ft [13mm x 33m].

CLAMPING SUPPLIES



HSC-1 Spring Clamp:

Maximum Opening: 1 in [25mm].

Maximum Recommended Opening: 1/2 in [13mm].

Nominal Clamp Force at Recommended Opening: 30lbf [135N].

HSC-2 Spring Clamp:

Maximum Opening: 2 in [51mm].

Maximum Recommended Opening: 1 in [25mm].

Nominal Clamp Force at Recommended Opening: 25lbf [110N].

HSC-3 Spring Clamp:

Maximum Opening: 3 in [76mm].

Maximum Recommended Opening: 1-1/2 in [38mm].

Nominal Clamp Force at Recommended Opening: 25lbf [110N].

GT-12 Neg'ator Constant Force Extension Spring Clamp:

1 x 0.006 x 38 in [25mm x 0.4mm x 0.97m] stainless steel band, drum I.D. 1.16 in [30mm], 10.6lb [47N] load.

TFE-1 Teflon Film:

0.003 in x 1 in x 50 ft [0.08mm x 25mm x 15m].

GT-14 Pressure Pads and Backup Plates:

Kit of 12 Silicone Rubber Pads 3/32 x 1/2 x 1-1/4 in [2.5 x 13 x 32mm], and 12 aluminum plates, 1/8 x 1/2 x 1-1/4 in [3 x 13 x 32mm].

SGP-1 Silicone Rubber:

Three pieces, each 3/32 x 1 x 6 in [2.5 x 25 x 150mm].

SGP-2 Silicone Rubber:

One piece, 3/32 x 6 x 6 in [2.5 x 150 x 150mm].

Mylar and Teflon are Registered Trademarks of DuPont.

Disclaimer

ALL PRODUCTS, PRODUCT SPECIFICATIONS AND DATA ARE SUBJECT TO CHANGE WITHOUT NOTICE.

Vishay Precision Group, Inc., its affiliates, agents, and employees, and all persons acting on its or their behalf (collectively, "Vishay Precision Group"), disclaim any and all liability for any errors, inaccuracies or incompleteness contained herein or in any other disclosure relating to any product.

The product specifications do not expand or otherwise modify Vishay Precision Group's terms and conditions of purchase, including but not limited to, the warranty expressed therein.

Vishay Precision Group makes no warranty, representation or guarantee other than as set forth in the terms and conditions of purchase. **To the maximum extent permitted by applicable law, Vishay Precision Group disclaims (i) any and all liability arising out of the application or use of any product, (ii) any and all liability, including without limitation special, consequential or incidental damages, and (iii) any and all implied warranties, including warranties of fitness for particular purpose, non-infringement and merchantability.**

Information provided in datasheets and/or specifications may vary from actual results in different applications and performance may vary over time. Statements regarding the suitability of products for certain types of applications are based on Vishay Precision Group's knowledge of typical requirements that are often placed on Vishay Precision Group products. It is the customer's responsibility to validate that a particular product with the properties described in the product specification is suitable for use in a particular application.

No license, express, implied, or otherwise, to any intellectual property rights is granted by this document, or by any conduct of Vishay Precision Group.

The products shown herein are not designed for use in life-saving or life-sustaining applications unless otherwise expressly indicated. Customers using or selling Vishay Precision Group products not expressly indicated for use in such applications do so entirely at their own risk and agree to fully indemnify Vishay Precision Group for any damages arising or resulting from such use or sale. Please contact authorized Vishay Precision Group personnel to obtain written terms and conditions regarding products designed for such applications.

Product names and markings noted herein may be trademarks of their respective owners.