


## Aluminum Single Point Load Cell



### FEATURES

- Capacity range: 75 - 635kg
- Aluminum construction
- Single point 600 x 600mm platform
- OIML R60
- IP66 protection
- Available with metric and UNC threads

### OPTIONAL FEATURES

- EEx ia IIC T4 hazardous area approval
- FM approval available

### DESCRIPTION

Model 1252 is a high capacity single point load cell fully interchangeable with model 1250, designed for direct mounting of the weighing platform or side cell applications.

Resulting from simpler scale construction Model 1252 is a cost-effective load cell for use in counting, weighing, bench or floor scale productions.

A special humidity-resistant protective coating assures long-term stability over the entire compensated temperature range.

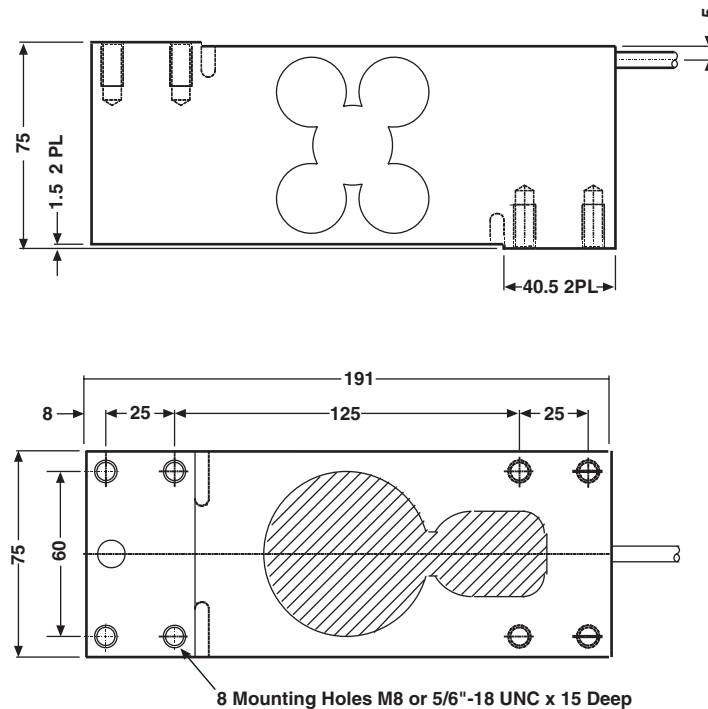
This load cell has Factory Mutual approval and IP66 protection.

The two additional sense wires feed back the voltage reaching the load cell. Complete compensation of change in the lead wires resistance, due to temperature change and/or cable extension, is achieved by feeding this voltage into the appropriate electronics.

### APPLICATIONS

- Large platform scales
- Hanging scales
- Check weighing

### OUTLINE DIMENSIONS in millimeters



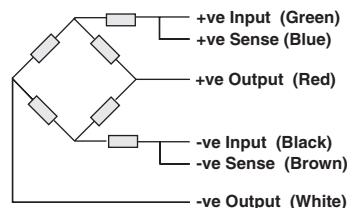
**SPECIFICATIONS**

PARAMETER	VALUE		UNIT
Rated capacity-R.C. ( $E_{max}$ )	75, 100, 150, 200, 250, 300, 500, 635**		kg
NTEP/OIML Accuracy class	Non-Approved	C3*	
Maximum no. of intervals (n)	1000	3000	
$Y = E_{max}/V_{min}$	2000	10000	Max. available
Rated output-R.O.	2.0		mV/V
Rated output tolerance	0.2		±mV/V
Zero balance	0.2		+mV/V
Zero Return, 30 min.	0.0300	0.0170	±% of applied load
Total Error (per OIML R60)	0.0500	0.0200	±% of rated output
Temperature effect on zero	0.0100	0.0023	±% of rated output/°C
Temperature effect on output	0.0030	0.0010	±% of applied load/°C
Eccentric loading error	0.0050	0.0033	±% of rated load/cm
Temperature range, compensated	-10 to +40		°C
Temperature range, safe	-30 to +70		°C
Maximum safe central overload	150		% of R.C.
Ultimate central overload	300		% of R.C.
Excitation, recommended	10		Vdc or Vac rms
Excitation, maximum	15		Vdc or Vac rms
Input impedance	415±15		Ohms
Output impedance	350±3		Ohms
Insulation resistance	>2000		Mega-Ohms
Cable length	3.0		m
Cable type	6 wire, braided, Polyurethane, floating screen		Standard
Construction	Plated (anodized) aluminum		
Environmental protection	IP66		
Platform size (max)	600 x 600		mm
Recommended torque	16.0		N*m

\* 50% utilization

\*\* Capacities 500 &amp; 635 are not approved

**Wiring Schematic Diagram**  
(Balanced bridge temperature compensation)

**VISHAY TRANSDUCERS (VT) SALES OFFICES**

**VT Americas**  
City of Industry, CA  
PH: +1-626-858-8899  
FAX: +1-626-332-3418  
vt.us@vishaymg.com

**VT Netherlands**  
Breda  
PH: +31-76-548-0700  
FAX: +31-76-541-2854  
vt.nl@vishaymg.com

**VMG UK**  
Basingstoke  
PH: +44-125-646-2131  
FAX: +44-125-647-1441  
vt.uk@vishaymg.com

**VMG Israel**  
Netanya  
PH: +972-9-863-8888  
FAX: +972-9-863-8800  
vt.il@vishaymg.com

**VMG Germany**  
Heilbronn  
PH: +49-7131-3901-260  
FAX: +49-7131-3901-2666  
vt.de@vishaymg.com

**VT China**  
Tianjin  
PH: +86-22-2835-3503  
FAX: +86-22-2835-7261  
vt.prc@vishaymg.com

**VMG France**  
Chartres  
PH: +33-2-37-33-31-20  
FAX: +33-2-37-33-31-29  
vt.fr@vishaymg.com

**VT Taiwan\***  
Taipei  
PH: +886-2-2696-0168  
FAX: +886-2-2696-4965  
vt.roc@vishaymg.com  
\*Asia except China