

Non-isolated AC/DC converter

BP5055-12

AC220V input, -12V/250mA output

Absolute Maximum Ratings

Parameter	Symbol	Limits	Unit	Conditions
Input voltage	V_i	-600	V	DC
Operating temperature range	T_{opr}	-20 to 80	°C	Refer to derating curve
Storage temperature range	T_{stg}	-25 to 105	°C	
Case temperature	T_{cmax}	105	°C	Ambient temperature + the module self-heating $\leq T_{cmax}$
Output current	$I_{omax 1}$	250	mA	PEAK value of current (V_i to -420V)
	$I_{omax 2}$	130	mA	PEAK value of current (V_i to -420 to -600V)

Electrical Characteristics

Unless otherwise specified $T_a=25^\circ\text{C}$, $V_i=-311\text{V}$, $I_o=250\text{mA}$

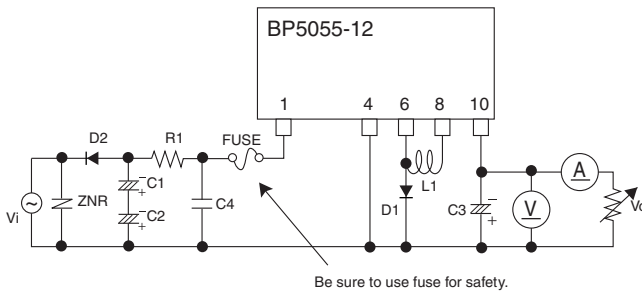
Parameter	Symbol	Min.	Typ.	Max.	Unit	Conditions
Input voltage range	V_i	-240	-311	-600	V	DC
Output voltage	V_o	-12.0	-12.7	-13.4	V	
Output current1	I_{o1}	-	-	250	mA	*1 $V_i=-240\text{V to }-420\text{V}$
Output current2	I_{o2}	-	-	130	mA	*1 $V_i=-420\text{V to }-600\text{V}$
Line regulation	V_r	-	0.07	0.25	V	$V_i=-240\text{V to }-600\text{V}$ $I_o=130\text{mA}$
Load regulation	V_l	-	0.05	0.20	V	$I_o=0$ to 250mA
Output ripple voltage	V_p	-	0.08	0.20	Vp-p	*2
Conversion efficiency	η	70	77	-	%	

*1 Max output current should be reduced according to the surrounding temperature.

*2 The output ripple voltage may vary depending on the capacitance, environment, and location of peripheral components.

Application circuit

BP5055-12



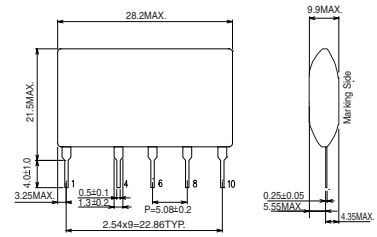
Be sure to use fuse for safety.

For actual usage, Please kindly evaluate and confirm our part mounted in your product, Especially, Please make sure to confirm the load current does not exceed Max. rated current by using the current probe.

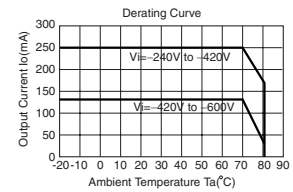
External components setting

- FUSE: fuse Please make sure to use quick acting fuse (1A)
- C1, C2: Input capacitor above 450V, 22 to 100 μF
Ripple current 0.7Arms above
- C3: Output capacitor above 30V, 220 to 1000 μF , Low impedance
ESR:0.18 Ω Max.
Ripple current 0.65Arms above
Impedance of capacitor effects the output ripple voltage.
- C4: For noise terminal voltage reduction capacitor Above 600V, 0.1 to 0.22 μF
Film capacitor or Ceramic capacitor
Reduce the noise terminal voltage.
The constant value should be evaluated in the product.
- L1: Power inductor Inductance:1.0mH, Rating current: above 0.74A
Choose components that do not easily get magnetically saturated in high temperature.
Recommended part : C13-FR 1.0mH (MITSUMI)
- D1: Flywheel diode Above 1000V, current: above 1.0A
Fast recovery diode
Please note that both the switching and efficiency characteristics of the module are affected by this diode.
Recommended products: UF4007 (VISHAY)
- D2: Rectifier diode Use a rectifying diode with the peak reverse voltage of 1kV or higher, the average rectification current of 1A or larger and the peak surge current of 20A or larger. When using an input capacitor of a large capacity, choose a component that endures the inrush current on power-up.
This product is compatible with full-wave rectification.
- R1: For noise terminal voltage reduction capacitor 10 to 22 Ω , 1W
Reduce the noise terminal voltage.
The constant value should be evaluated in the product.
- ZNR: Varistor Varistor must be used. It protects this part from lightning surge and static electricity.

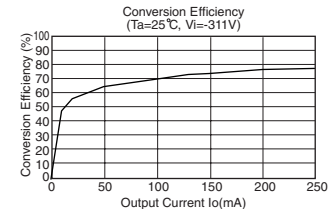
Dimensions(Unit : mm)



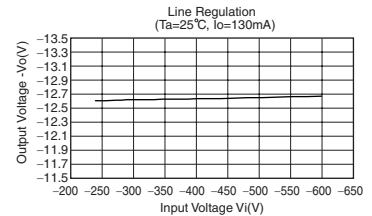
Derating Curve



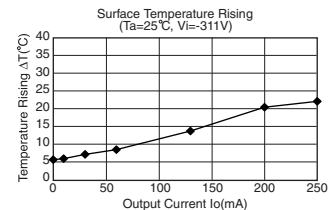
Conversion Efficiency



Load Regulation



Surface Temperature Rising



Power Module Usage Precautions

Safety Precautions

- 1) The products are designed and manufactured for use in ordinary electronic equipment (i.e. AV/OA/telecommunication/amusement equipment, home appliances). Please consult with the Company's (ROHM) sales staff if intended for use in devices requiring high reliability (e.g. medical/transport/aircraft/spacecraft equipment, nuclear power/fuel controllers, automotive/safety devices) and whose malfunction may result in injury or death. In this case, failsafe measures must be taken, including the following:
 - [a] Installation of protection circuits in order to improve system safety
 - [b] Incorporation of redundant circuits in the case of single-circuit failure
- 2) The products are designed for use under normal conditions. Application in special environments can cause a deterioration in product performance. Therefore, verification and confirmation of product performance, prior to use, is recommended. The following environments are considered to be 'special':
 - [a] Outdoors, exposed to direct sunlight or dust
 - [b] In contact with liquids, such as water, oils, chemicals, or organic solvents
 - [c] In areas where exposure to the sea air or corrosive gases (i.e. Cl₂, H₂S, NH₃, SO₂, NO₂) can occur
 - [d] In places where the products may be in contact with static electricity or electromagnetic waves
 - [e] In proximity to heat-producing items, plastic cords, or flammable materials
 - [f] In contact with sealing or coating products, such as resin
 - [g] In contact with unclean solder or exposed to water or water-soluble cleaning agents used after soldering
 - [h] In areas where dew condensation occurs
- 3) The products are not designed to be radiation resistant
- 4) The Company is not responsible for any problems resulting from use of the products under conditions not recommended herein.
- 5) The Company should be notified of any product safety issues. Moreover, product safety issues should be periodically monitored by the customer.

Application Notes

- 1) A sufficient margin must be allowed if changes are made to the peripheral circuit due to variations in the inherent tolerances of the external components as well as transient and static characteristics. In addition, please be aware that the Company has not conducted investigations on whether or not particular changes in the example application circuits would result in patent infringement.
- 2) The application examples, their constants, and other types of information contained herein are applicable only when the products are used in accordance with standard methods. Therefore, if mass production is intended, sufficient consideration to external conditions must be made.

Notes Regarding Industrial Property

- 1) The specifications included herein contain information related to the Company's industrial property. Their use other than pertaining to the relevant products is forbidden. Duplication and/or disclosure to a third party without express written permission is strictly prohibited.
- 2) Product information and data, including application examples, contained in the specifications are for reference purposes only; the Company does not guarantee the industrial/intellectual property rights or any other rights of a third party. Accordingly, the Company shall not bear responsibility for:
 - [a] Infringement of the intellectual property rights of a third party
 - [b] Problems arising from the use of the products listed herein
- 3) The Company prohibits the purchaser from exercising or using the intellectual/industrial property rights or any rights belonging to or are controlled by the Company, other than the right to use, sell, or dispose of the products.

Notes

- No technical content pages of this document may be reproduced in any form or transmitted by any means without prior permission of ROHM CO.,LTD.
- The contents described herein are subject to change without notice. The specifications for the product described in this document are for reference only. Upon actual use, therefore, please request that specifications to be separately delivered.
- Application circuit diagrams and circuit constants contained herein are shown as examples of standard use and operation. Please pay careful attention to the peripheral conditions when designing circuits and deciding upon circuit constants in the set.
- Any data, including, but not limited to application circuit diagrams information, described herein are intended only as illustrations of such devices and not as the specifications for such devices. ROHM CO.,LTD. disclaims any warranty that any use of such devices shall be free from infringement of any third party's intellectual property rights or other proprietary rights, and further, assumes no liability of whatsoever nature in the event of any such infringement, or arising from or connected with or related to the use of such devices.
- Upon the sale of any such devices, other than for buyer's right to use such devices itself, resell or otherwise dispose of the same, no express or implied right or license to practice or commercially exploit any intellectual property rights or other proprietary rights owned or controlled by
- ROHM CO., LTD. is granted to any such buyer.
- Products listed in this document are no antiradiation design.

The products listed in this document are designed to be used with ordinary electronic equipment or devices (such as audio visual equipment, office-automation equipment, communications devices, electrical appliances and electronic toys).

Should you intend to use these products with equipment or devices which require an extremely high level of reliability and the malfunction of which would directly endanger human life (such as medical instruments, transportation equipment, aerospace machinery, nuclear-reactor controllers, fuel controllers and other safety devices), please be sure to consult with our sales representative in advance.

It is our top priority to supply products with the utmost quality and reliability. However, there is always a chance of failure due to unexpected factors. Therefore, please take into account the derating characteristics and allow for sufficient safety features, such as extra margin, anti-flammability, and fail-safe measures when designing in order to prevent possible accidents that may result in bodily harm or fire caused by component failure. ROHM cannot be held responsible for any damages arising from the use of the products under conditions out of the range of the specifications or due to non-compliance with the NOTES specified in this catalog.

Thank you for your accessing to ROHM product informations.

More detail product informations and catalogs are available, please contact your nearest sales office.

ROHM Customer Support System

THE AMERICAS / EUROPE / ASIA / JAPAN

www.rohm.com

Contact us : webmaster@rohm.co.jp