


## Aluminum Single Point Load Cell



### FEATURES

- Capacities 0.5 - 5kg for 350 ohm
- Capacities 5 - 20kg for 1000 ohm
- Aluminum construction
- Single point 200 x 200mm platform
- IP66 protection

### DESCRIPTION

Model 1002 is a very small, low capacity, aluminum single point load cell, equally suitable for simple weighing scales or for industrial measurement and medical applications.

The Model 1002 has the advantage of very small size. It is therefore both versatile and easy to use in a wide variety of industrial measurement applications.

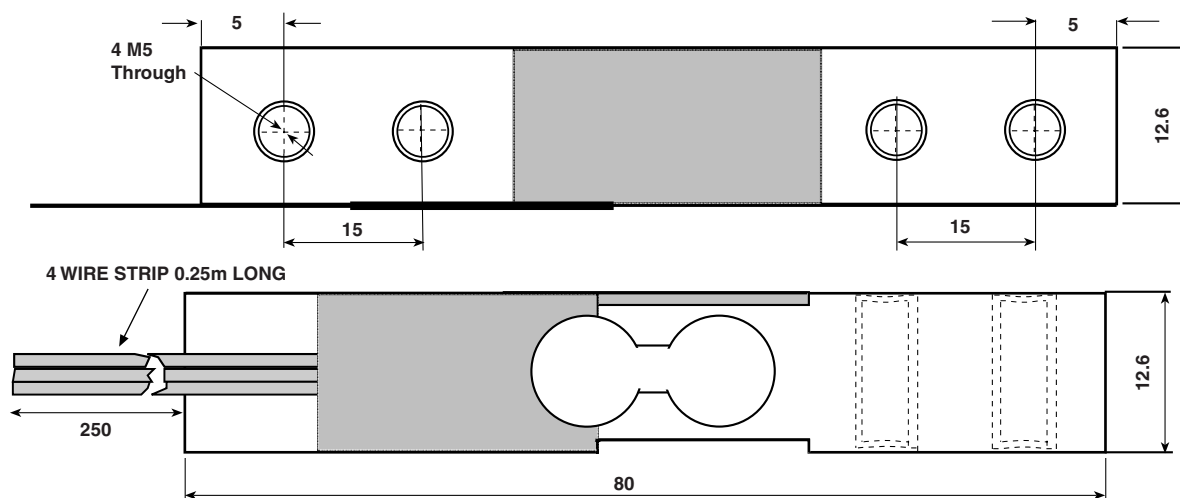
Optional 1000 ohm strain gages are particularly suitable for connection to battery-powered equipment (designated Model 1002-K).

Typical applications include packing machines, filling machines, weaving machines, industrial process control, and low-force medical applications, as well as small-platform weighing.

### APPLICATIONS

- Small scales
- Grocery scales

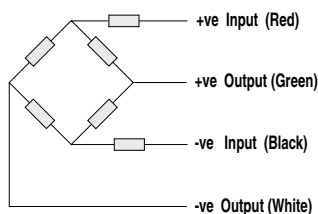
### OUTLINE DIMENSIONS in mm



## SPECIFICATIONS

PARAMETER	VALUE		UNIT
Model	1002	1002-K	
Accuracy class	Non-Approved		
Maximum no. of intervals (n)	1000		
Rated capacity-R.C. ( $E_{max}$ )	0.5, 1, 2, 3, 5	5, 8, 15, 20	kg
Rated output-R.O.	0.5	1.5	mV/V
Rated output tolerance	10		±% mV/V
Zero balance	0.4	0.2	±mV/V
Zero Return, 30 min.	0.050		±% of applied load
Total Error	0.1		±% of rated output
Temperature effect on zero	N/A		±% of rated output/°C
Temperature effect on output	N/A		±% of load/°C
Eccentric loading error	0.16		±% of rated load/cm
Temperature range, compensated	-10 to +40		°C
Temperature range, safe	-20 to +70		°C
Maximum safe central overload	150		% of R.C.
Ultimate central overload	300		% of R.C.
Excitation, recommended	5		Vdc or Vac rms
Excitation, maximum	15		Vdc or Vac rms
Input impedance	350±50	1000±50	Ohms
Output impedance	350±50	1000±50	Ohms
Insulation resistance	>2000		Mega-Ohms
Cable length	0.25		m
Cable type	4 wire, PVC		Standard
Construction	Aluminum		
Environmental protection	IP66		
Platform size (max)	200 x 200		mm
Recommended torque	2		N*m

### Wiring Schematic Diagram (Balanced bridge configuration)



## Disclaimer

ALL PRODUCTS, PRODUCT SPECIFICATIONS AND DATA ARE SUBJECT TO CHANGE WITHOUT NOTICE.

Vishay Precision Group, Inc., its affiliates, agents, and employees, and all persons acting on its or their behalf (collectively, "Vishay Precision Group"), disclaim any and all liability for any errors, inaccuracies or incompleteness contained herein or in any other disclosure relating to any product.

The product specifications do not expand or otherwise modify Vishay Precision Group's terms and conditions of purchase, including but not limited to, the warranty expressed therein.

Vishay Precision Group makes no warranty, representation or guarantee other than as set forth in the terms and conditions of purchase. **To the maximum extent permitted by applicable law, Vishay Precision Group disclaims (i) any and all liability arising out of the application or use of any product, (ii) any and all liability, including without limitation special, consequential or incidental damages, and (iii) any and all implied warranties, including warranties of fitness for particular purpose, non-infringement and merchantability.**

Information provided in datasheets and/or specifications may vary from actual results in different applications and performance may vary over time. Statements regarding the suitability of products for certain types of applications are based on Vishay Precision Group's knowledge of typical requirements that are often placed on Vishay Precision Group products. It is the customer's responsibility to validate that a particular product with the properties described in the product specification is suitable for use in a particular application.

No license, express, implied, or otherwise, to any intellectual property rights is granted by this document, or by any conduct of Vishay Precision Group.

The products shown herein are not designed for use in life-saving or life-sustaining applications unless otherwise expressly indicated. Customers using or selling Vishay Precision Group products not expressly indicated for use in such applications do so entirely at their own risk and agree to fully indemnify Vishay Precision Group for any damages arising or resulting from such use or sale. Please contact authorized Vishay Precision Group personnel to obtain written terms and conditions regarding products designed for such applications.

Product names and markings noted herein may be trademarks of their respective owners.