



Features

- Shielded construction
- Carbonyl powder core
- High saturation current
- Inductance range: 0.15 to 47 μ H
- AEC-Q200 qualified
- RoHS compliant* and halogen free**

Applications

- Automotive systems:
 - Driver assistant
 - Information
 - Entertainment
 - Lighting
- DC/DC converters
- Power supplies

SRP1265A Series - Shielded Power Inductors

Electrical Specifications @ 25 °C

Bourns Part Number	Inductance @ 100 KHz / 1 V		DCR (m Ω) Max.	I _{rms} (A)	I _{sat} (A)
	L (μ H)	Tol. (%)			
SRP1265A-R15M	0.15	20	0.6	55	118
SRP1265A-R22M	0.22	20	0.6	53	112
SRP1265A-R33M	0.33	20	0.8	46	68
SRP1265A-R36M	0.36	20	0.9	45	66
SRP1265A-R47M	0.47	20	1.2	41	63
SRP1265A-R56M	0.56	20	1.2	37	58
SRP1265A-R68M	0.68	20	1.5	35	55
SRP1265A-R82M	0.82	20	1.9	33	50
SRP1265A-1R0M	1.0	20	2.3	30	48
SRP1265A-1R5M	1.5	20	3.0	27	45
SRP1265A-2R2M	2.2	20	4.2	22	37
SRP1265A-3R3M	3.3	20	6.8	18	30
SRP1265A-4R7M	4.7	20	8.4	13.5	28
SRP1265A-5R6M	5.6	20	10.0	12.5	23
SRP1265A-6R0M	6.0	20	10.0	12.0	23
SRP1265A-6R8M	6.8	20	11.5	11.5	18
SRP1265A-8R2M	8.2	20	15.5	10.5	16
SRP1265A-100M	10	20	16.5	10	15.5
SRP1265A-150M	15	20	28.0	9	12.5
SRP1265A-220M	22	20	37.0	9	12
SRP1265A-330M	33	20	58.0	8	11
SRP1265A-470M	47	20	90.0	6.5	9.5

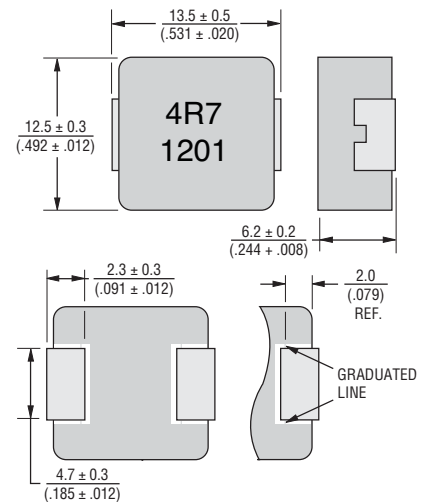
General Specifications

Test Voltage 1.0 V
 Test Frequency 100 KHz
 Operating Temperature -40 °C to +150 °C
 (Temperature rise included)
 Storage Temperature -40 °C to +125 °C
 Rated Current Inductance drops 20 % at I_{sat}
 Temperature Rise 40 °C at rated I_{rms}
 Resistance to Soldering Heat +260 °C, 40 sec. max.

Materials

Core Carbonyl powder
 Wire Enameled copper
 Terminal Finish Sn
 Packaging 500 pcs. per 13-inch reel

Product Dimensions

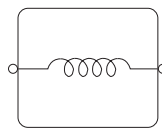


How to Order

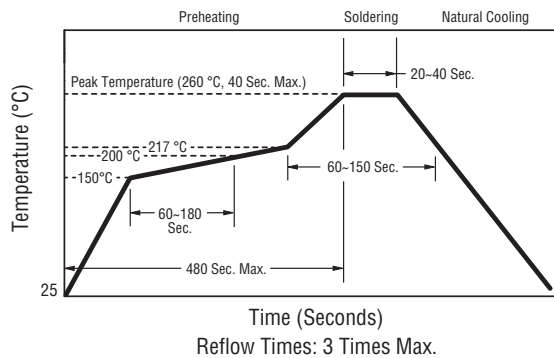
SRP1265A - 100M

Model _____
 Value Code (see table) _____

Electrical Schematic

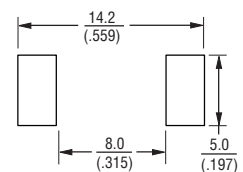


Soldering Profile



Peak Temperature: 260 °C max.
 Max. Peak Temperature 260 °C: 40 sec. max.
 Max. Time Above 217 °C: 60-150 sec. max.

Recommended Layout



DIMENSIONS: $\frac{\text{MM}}{\text{(INCHES)}}$

* RoHS Directive 2002/95/EC Jan. 27, 2003 including annex and RoHS Recast 2011/65/EU June 8, 2011.

** Bourns follows the prevailing definition of "halogen free" in the industry. Bourns considers a product to be "halogen free" if (a) the Bromine (Br) content is 900 ppm or less; (b) the Chlorine (Cl) content is 900 ppm or less; and (c) the total Bromine (Br) and Chlorine (Cl) content is 1500 ppm or less.

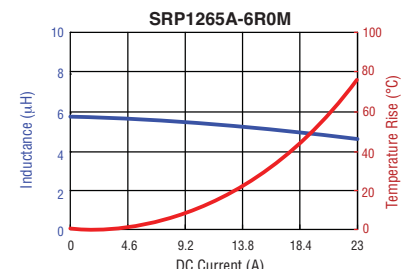
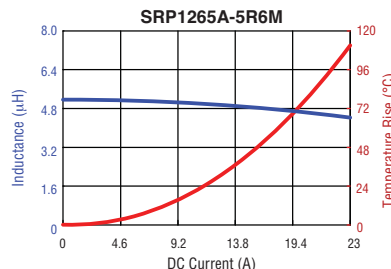
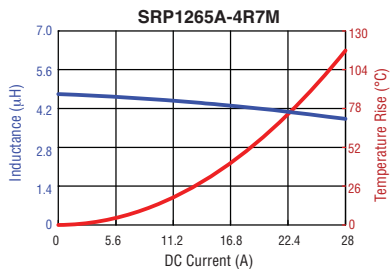
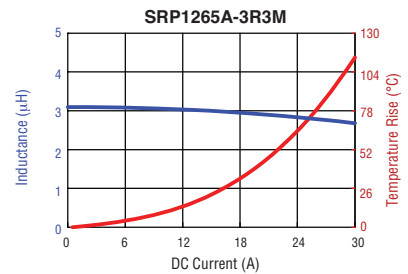
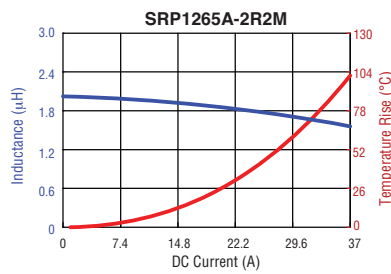
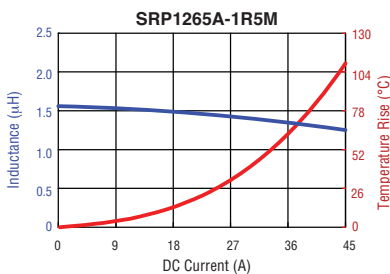
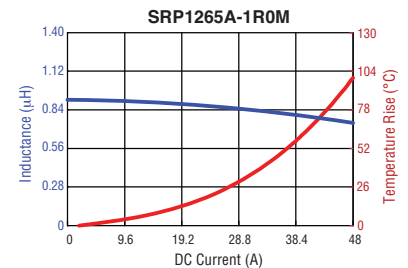
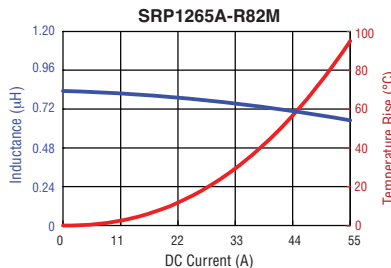
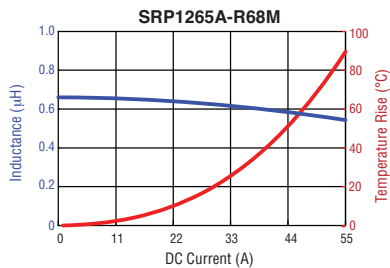
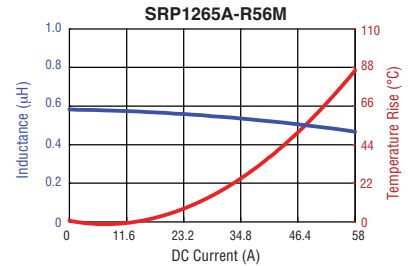
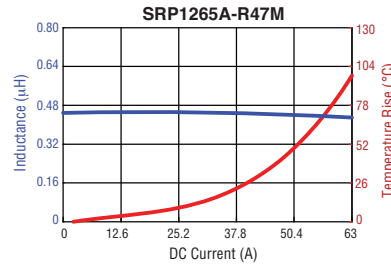
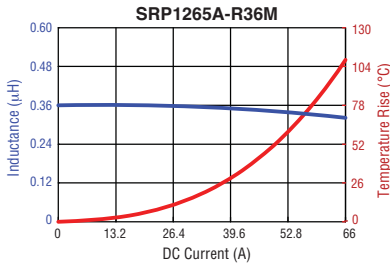
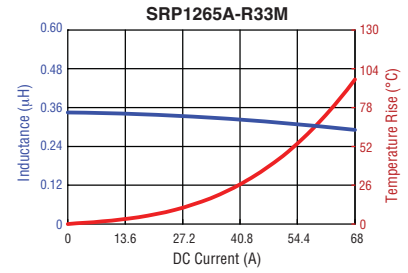
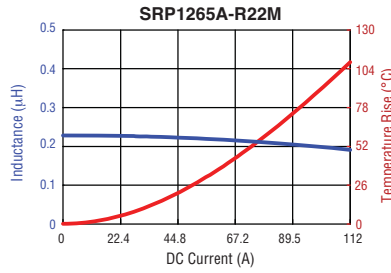
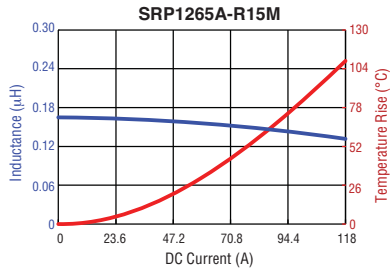
Specifications are subject to change without notice.

The device characteristics and parameters in this data sheet can and do vary in different applications and actual device performance may vary over time. Users should verify actual device performance in their specific applications.

SRP1265A Series - Shielded Power Inductors



L vs. I Charts

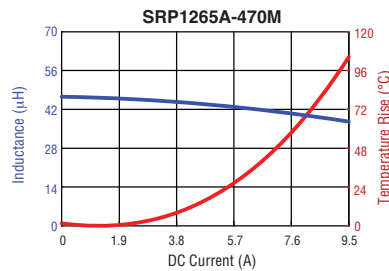
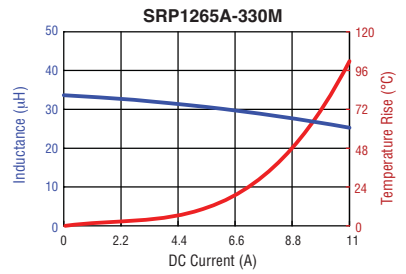
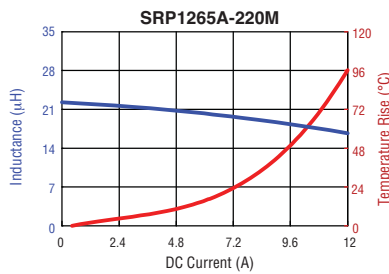
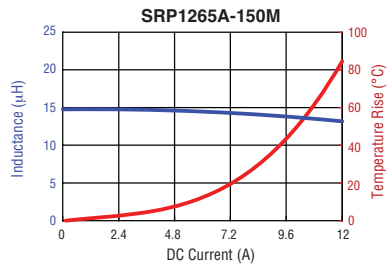
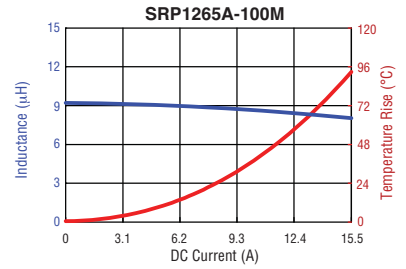
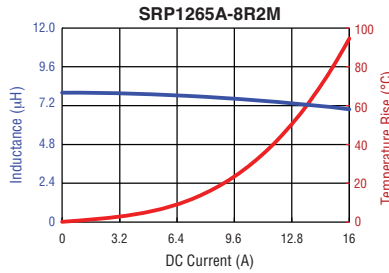
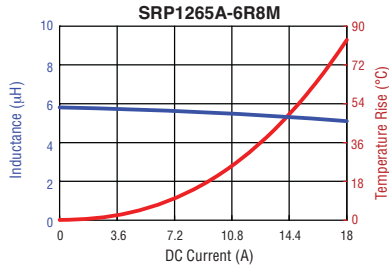


Specifications are subject to change without notice. The device characteristics and parameters in this data sheet can and do vary in different applications and actual device performance may vary over time. Users should verify actual device performance in their specific applications.

SRP1265A Series - Shielded Power Inductors



L vs. I Charts (Continued)

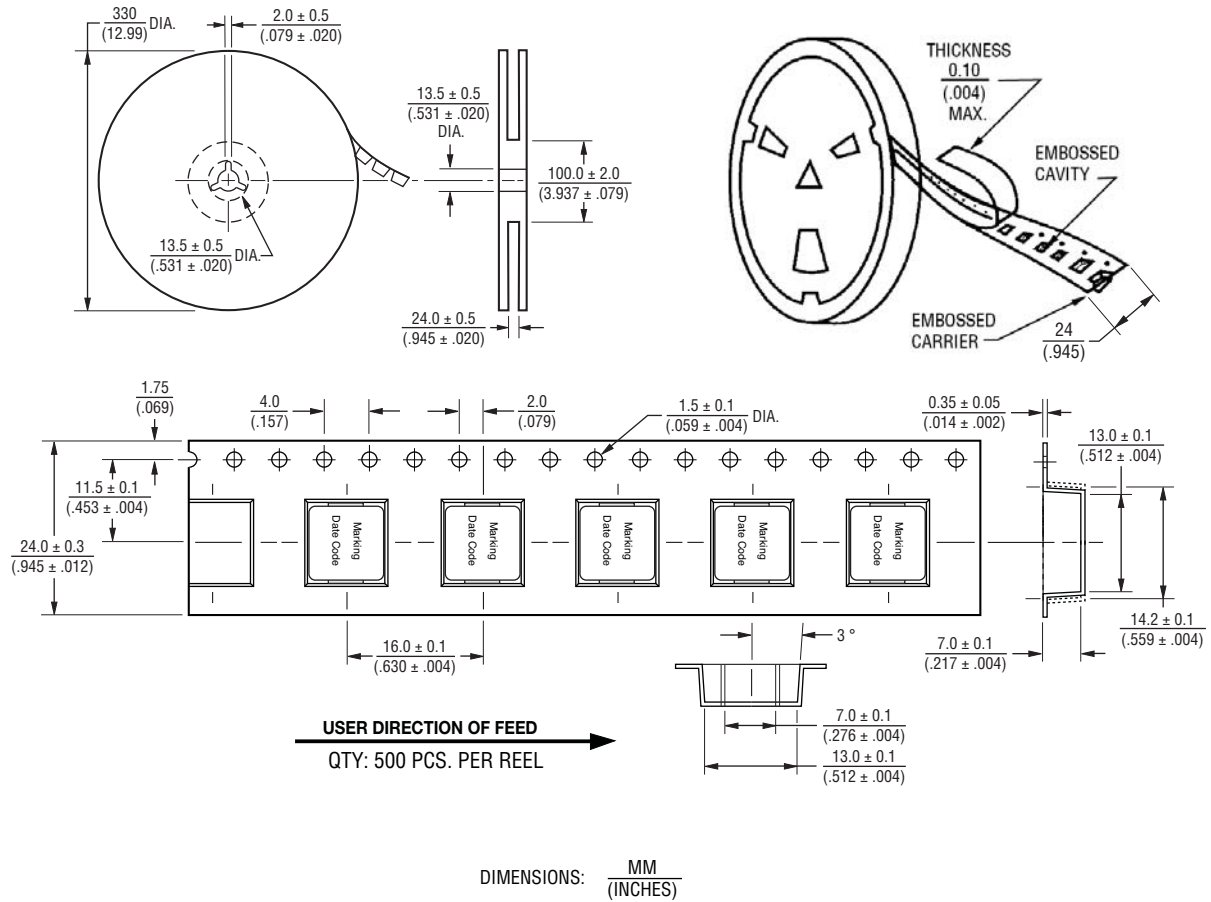


Specifications are subject to change without notice.
 The device characteristics and parameters in this data sheet can and do vary in different applications and actual device performance may vary over time.
 Users should verify actual device performance in their specific applications.

SRP1265A Series - Shielded Power Inductors

BOURNS®

Packaging Specifications



BOURNS®

Asia-Pacific: Tel: +886-2 2562-4117 • Fax: +886-2 2562-4116

EMEA: Tel: +36 88 520 390 • Fax: +36 88 520 211

The Americas: Tel: +1-951 781-5500 • Fax: +1-951 781-5700

www.bourns.com

05/14

Specifications are subject to change without notice.
The device characteristics and parameters in this data sheet can and do vary in different applications and actual device performance may vary over time.
Users should verify actual device performance in their specific applications.