



Features

- Unit height of 2.9 mm
- Inductance range: 1 to 10,000 μ H
- Rated current up to 3 A
- RoHS compliant*

Applications

- DC/DC converters
- Power supplies for:
 - Portable communication equipment
 - Laptop computers
 - Camcorders, HDTV, car audio systems

SRE6603 Series - Shielded SMD Power Inductors

Electrical Characteristics

Bourns Part No.	Inductance @ 100 KHz L (μ H) ± 20 %	Q (Ref.)	Test Frequency (KHz)	SRF (MHz) Typ.	DCR (Ω) Max.	I rms (A)	I sat (A)
SRE6603-1R0M	1.0	30	200	250	0.040	3.0	1.4
SRE6603-1R5M	1.5	30	200	125	0.045	2.8	0.93
SRE6603-2R2M	2.2	40	200	120	0.05	1.8	0.92
SRE6603-3R3M	3.3	40	200	120	0.055	1.6	0.75
SRE6603-4R7M	4.7	40	200	105	0.06	1.4	0.58
SRE6603-6R8M	6.8	40	200	50	0.065	1.2	0.58
SRE6603-100M	10	40	200	38	0.075	1.0	0.37
SRE6603-150M	15	40	100	33	0.09	0.80	0.31
SRE6603-220M	22	40	100	25	0.11	0.70	0.30
SRE6603-330M	33	40	100	20	0.19	0.60	0.24
SRE6603-470M	47	40	100	20	0.23	0.50	0.24
SRE6603-680M	68	40	100	15	0.29	0.40	0.17
SRE6603-101M	100	40	100	10	0.48	0.30	0.13
SRE6603-151M	150	40	100	9	0.59	0.26	0.10
SRE6603-221M	220	40	100	6	0.77	0.22	0.10
SRE6603-331M	330	40	100	5	1.4	0.20	0.07
SRE6603-471M	470	40	100	4	1.8	0.19	0.06
SRE6603-681M	680	40	100	3	2.2	0.18	0.055
SRE6603-102M	1000	40	100	2	3.4	0.15	0.045
SRE6603-152M	1500	50	100	2	4.2	0.12	0.035
SRE6603-222M	2200	50	100	2	8.5	0.10	0.028
SRE6603-332M	3300	50	100	1	11	0.08	0.024
SRE6603-472M	4700	50	100	1	13.9	0.06	0.021
SRE6603-682M	6800	50	100	1	25	0.04	0.019
SRE6603-103M	10,000	50	100	0.8	32.8	0.02	0.017

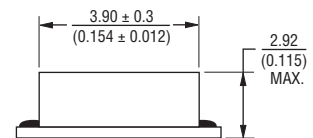
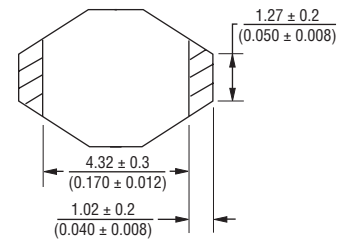
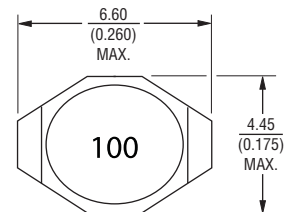
General Specifications

Test Voltage 0.1 V
 Reflow Soldering ... 230 $^{\circ}$ C, 50 sec max.
 Operating Temperature
 -25 $^{\circ}$ C to +105 $^{\circ}$ C
 (Temperature rise included)
 Storage Temperature
 -40 $^{\circ}$ C to +125 $^{\circ}$ C
 Resistance to Soldering Heat
 260 $^{\circ}$ C for 10 sec.

Materials

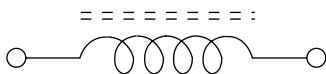
Core Ferrite
 Wire Enameled copper
 Base Ceramic
 Adhesive Epoxy resin
 Terminal Ag/Ni/Au
 Rated Current
 Ind. drop of 30 % typ. at Isat
 Temperature Rise .. 40 $^{\circ}$ C typical at I rms
 Packaging 2000 pcs. per 13-inch reel

Product Dimensions

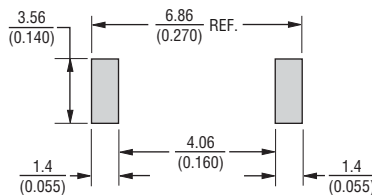


DIMENSIONS: $\frac{\text{MM}}{\text{(INCHES)}}$

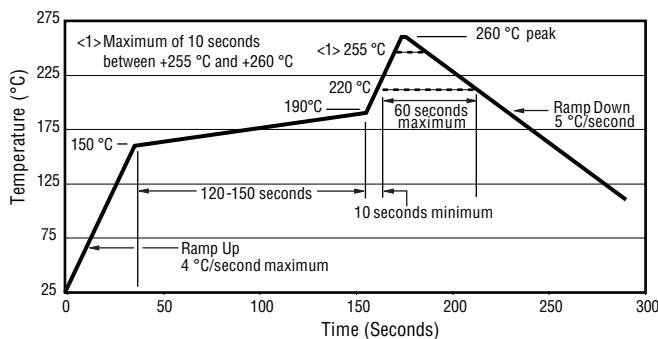
Schematic



Recommended Layout



Soldering Profile

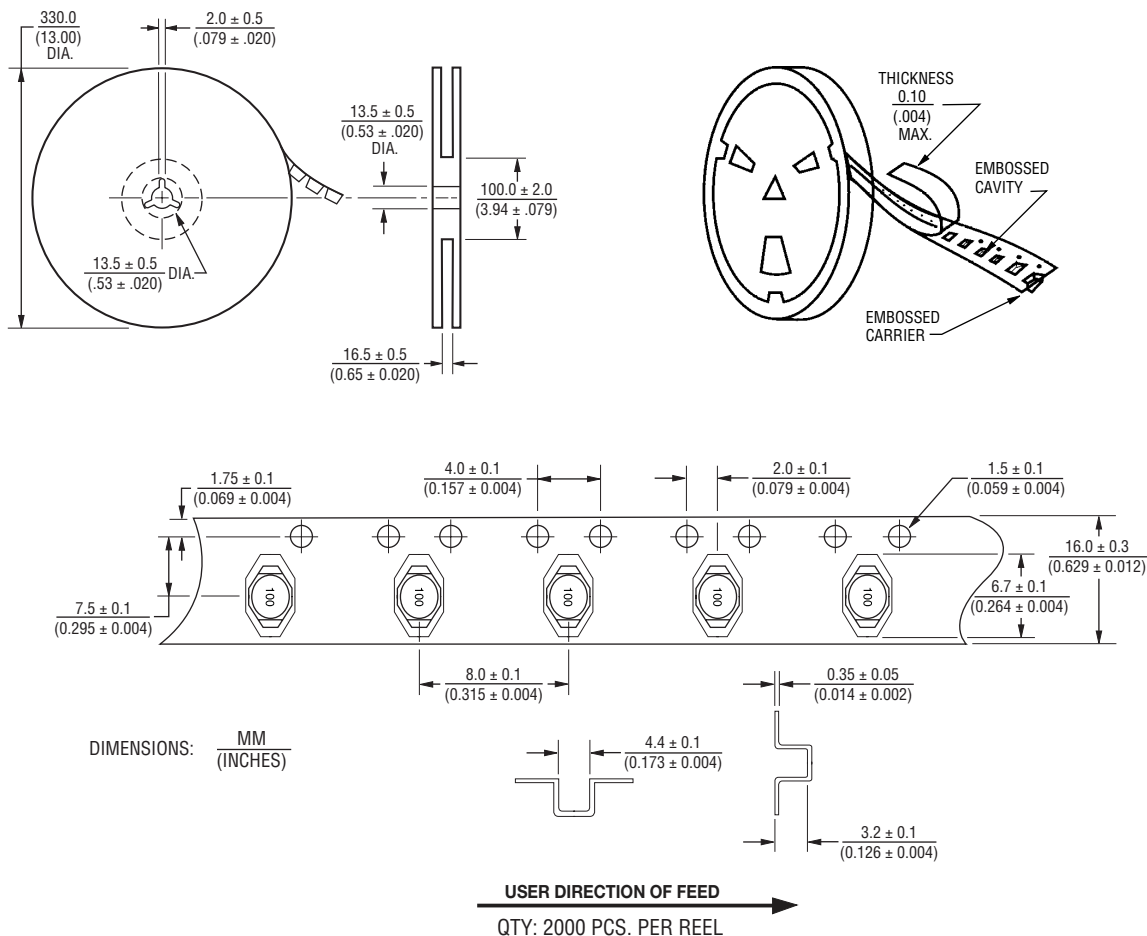


*RoHS Directive 2002/95/EC Jan 27 2003 including Annex.
 Specifications are subject to change without notice.
 Customers should verify actual device performance in their specific applications.

SRE6603 Series - Shielded SMD Power Inductors

BOURNS®

Packaging Specifications



Asia-Pacific: Tel: +886-2 2562-4117 • Fax: +886-2 2562-4116
 Europe: Tel: +41-41 768 5555 • Fax: +41-41 768 5510
 The Americas: Tel: +1-951 781-5500 • Fax: +1-951 781-5700
www.bourns.com