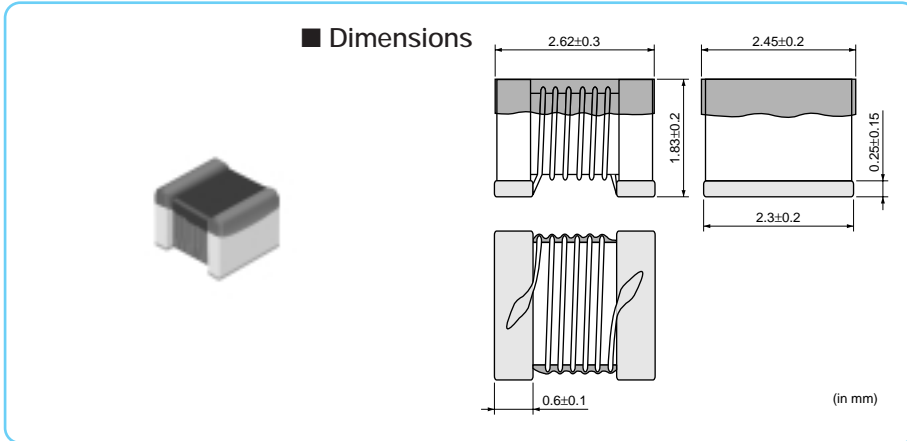


# LQW2UA Series (1008 Size)



## 1008 Size, Wound Type



**■ Packaging**

Code	Packaging	Minimum Quantity
L	180mm Embossed Tape	2000

Refer to pages from p.167 to p.170 for mounting information.

**■ Rated Value** (□: packaging code)

Part Number	Inductance	Test Frequency	Rated Current	Max. of DC Resistance	Q (min.)	Test Frequency	Self Resonance Frequency (min.)	
LQW2UAS12NJ00□	12nH±5%	-	1000mA	0.09ohm	50	-	3300MHz	Kit
LQW2UAS18NJ00□	18nH±5%	-	1000mA	0.11ohm	50	-	2500MHz	Kit
LQW2UAS22NJ00□	22nH±5%	-	1000mA	0.12ohm	55	-	2400MHz	Kit
LQW2UAS27NJ00□	27nH±5%	-	1000mA	0.13ohm	55	-	1600MHz	Kit
LQW2UAS33NJ00□	33nH±5%	-	1000mA	0.14ohm	60	-	1600MHz	Kit
LQW2UAS39NJ00□	39nH±5%	-	1000mA	0.15ohm	60	-	1500MHz	Kit
LQW2UAS47NJ00□	47nH±5%	-	1000mA	0.16ohm	65	-	1500MHz	Kit
LQW2UAS56NJ00□	56nH±5%	-	1000mA	0.18ohm	65	-	1300MHz	Kit
LQW2UAS68NJ00□	68nH±5%	-	1000mA	0.2ohm	65	-	1300MHz	Kit
LQW2UAS82NJ00□	82nH±5%	-	1000mA	0.22ohm	60	-	1000MHz	Kit
LQW2UASR10J00□	100nH±5%	-	650mA	0.56ohm	60	-	1000MHz	Kit
LQW2UASR12J00□	120nH±5%	-	650mA	0.63ohm	60	-	950MHz	Kit
LQW2UASR15J00□	150nH±5%	-	580mA	0.7ohm	45	-	850MHz	Kit
LQW2UASR18J00□	180nH±5%	-	620mA	0.77ohm	45	-	750MHz	Kit
LQW2UASR22J00□	220nH±5%	-	500mA	0.84ohm	45	-	700MHz	Kit
LQW2UASR27J00□	270nH±5%	-	500mA	0.91ohm	45	-	600MHz	Kit
LQW2UASR33J00□	330nH±5%	-	450mA	1.05ohm	45	-	570MHz	Kit
LQW2UASR39J00□	390nH±5%	-	470mA	1.12ohm	45	-	500MHz	Kit
LQW2UASR47J00□	470nH±5%	-	470mA	1.19ohm	45	-	450MHz	Kit
LQW2UASR56J00□	560nH±5%	-	400mA	1.33ohm	45	-	415MHz	Kit
LQW2UASR62J00□	620nH±5%	-	300mA	1.4ohm	45	-	375MHz	Kit
LQW2UASR68J00□	680nH±5%	-	400mA	1.47ohm	45	-	375MHz	Kit
LQW2UASR75J00□	750nH±5%	-	360mA	1.54ohm	45	-	360MHz	Kit
LQW2UASR82J00□	820nH±5%	-	400mA	1.61ohm	45	-	350MHz	Kit
LQW2UASR91J00□	910nH±5%	-	380mA	1.68ohm	35	-	320MHz	Kit
LQW2UAS1R0J00□	1000nH±5%	-	370mA	1.75ohm	35	-	290MHz	Kit
LQW2UAS1R2J00□	1200nH±5%	-	310mA	2ohm	35	-	210MHz	Kit
LQW2UAS1R5J00□	1500nH±5%	-	330mA	2.3ohm	28	-	120MHz	Kit
LQW2UAS1R8J00□	1800nH±5%	-	300mA	2.6ohm	28	-	140MHz	Kit
LQW2UAS2R2J00□	2200nH±5%	-	280mA	2.8ohm	28	-	130MHz	Kit

Operating Temperature Range: -55°C to +125°C Only for reflow soldering.

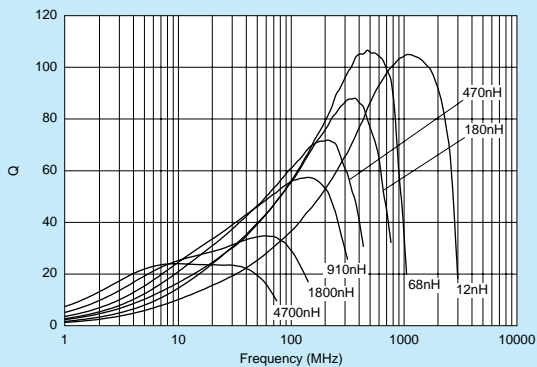
Continued on the following page. ↗

△Note • Please read rating and △CAUTION (for storage, operating, rating, soldering, mounting and handling) in this catalog to prevent smoking and/or burning, etc.  
 • This catalog has only typical specifications because there is no space for detailed specifications. Therefore, please review our product specifications or consult the approval sheet for product specifications before ordering.

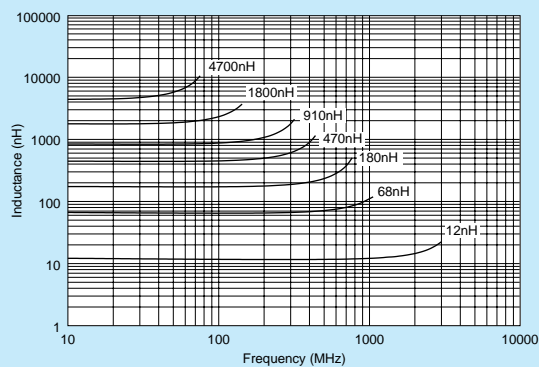
Part Number	Inductance	Test Frequency	Rated Current	Max. of DC Resistance	Q (min.)	Test Frequency	Self Resonance Frequency (min.)	
LQW2UAS2R7J00□	2700nH±5%	-	290mA	3.2ohm	22	-	110MHz	Kit
LQW2UAS3R3J00□	3300nH±5%	-	290mA	3.4ohm	22	-	90MHz	Kit
LQW2UAS3R9J00□	3900nH±5%	-	260mA	3.6ohm	20	-	70MHz	Kit
LQW2UAS4R7J00□	4700nH±5%	-	260mA	4ohm	20	-	60MHz	Kit

Operating Temperature Range: -55°C to +125°C Only for reflow soldering.

■ Q-Frequency Characteristics (Typ.)



■ Inductance-Frequency Characteristics (Typ.)



△Note • Please read rating and △CAUTION (for storage, operating, rating, soldering, mounting and handling) in this catalog to prevent smoking and/or burning, etc.  
 • This catalog has only typical specifications because there is no space for detailed specifications. Therefore, please review our product specifications or consult the approval sheet for product specifications before ordering.