

# LQM2HP\_E0 Series (1008 Size)

LQM2HP\_E0

Thickness  
**0.8mm**  
max.

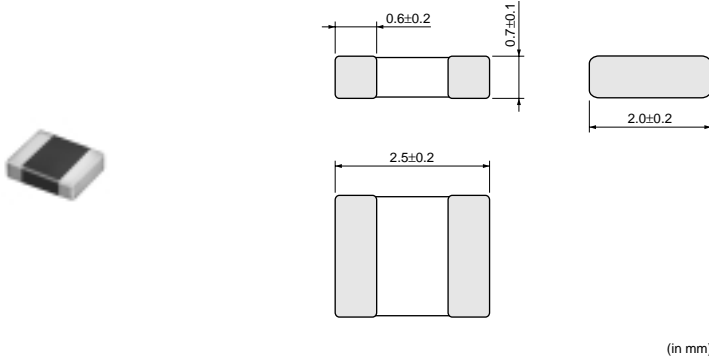
Ferrite  
Core  
Shield

Flow  
OK

Reflow  
OK

1008 Size, 0.8mm max. Thickness

### ■ Dimensions



### ■ Packaging

Code	Packaging	Minimum Quantity
L	180mm Embossed Tape	3000
B	Bulk(Bag)	1000

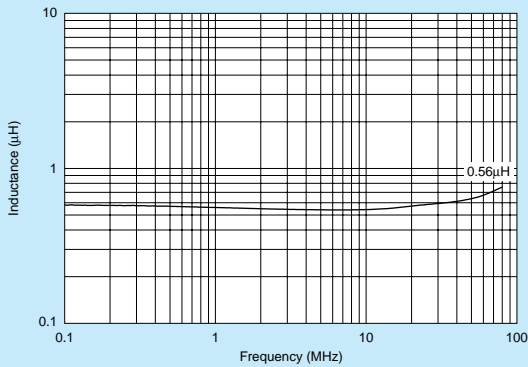
Refer to pages from p.80 to p.83 for mounting information.

### ■ Rated Value (□: packaging code)

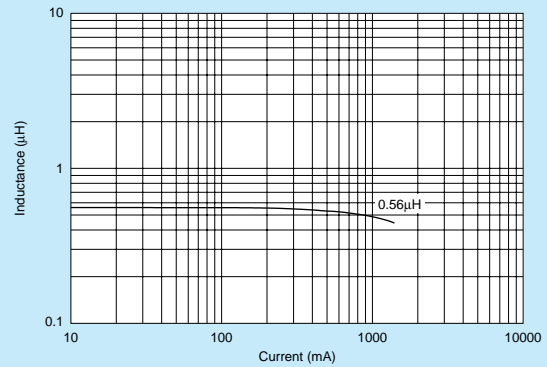
Part Number	Inductance	Rated Current	DC Resistance	Self Resonance Frequency (min.)	
LQM2HPNR56ME0□	0.56μH±20%	1500mA	0.06ohm±25%	70MHz	Kit

Test Frequency: 1MHz Class of Magnetic Shield: Magnetic shield of ferrite Operating Temperature Range: -55°C to +125°C

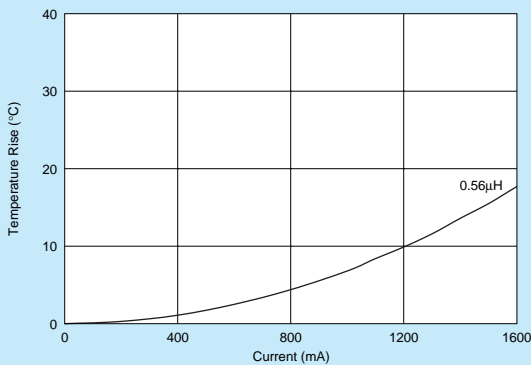
### ■ Inductance-Frequency Characteristics (Typ.)



### ■ Inductance-Current Characteristics (Typ.)



### ■ Temperature Rise Characteristics (Typ.)



△Note • Please read rating and △CAUTION (for storage, operating, rating, soldering, mounting and handling) in this catalog to prevent smoking and/or burning, etc.  
• This catalog has only typical specifications because there is no space for detailed specifications. Therefore, please review our product specifications or consult the approval sheet for product specifications before ordering.

# LQM31P\_00 Series (1206 Size)

LQM31P\_00

Thickness  
0.95mm  
max.

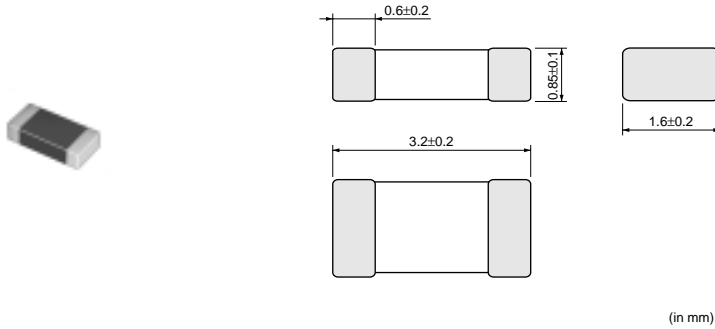
Ferrite  
Core  
Shield

Flow OK

Reflow  
OK

1206 Size 0.95mm max. Thickness

### ■ Dimensions



### ■ Packaging

Code	Packaging	Minimum Quantity
L	180mm Embossed Tape	3000
B	Bulk (Bag)	1000

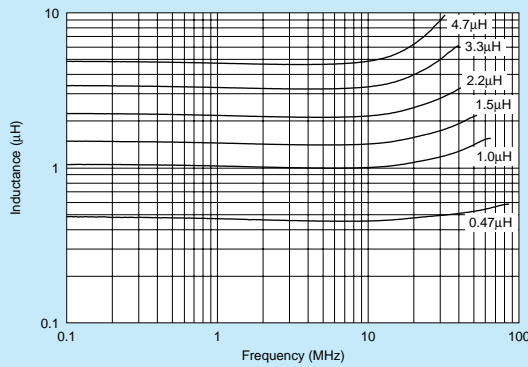
Refer to pages from p.80 to p.83 for mounting information.

### ■ Rated Value (□: packaging code)

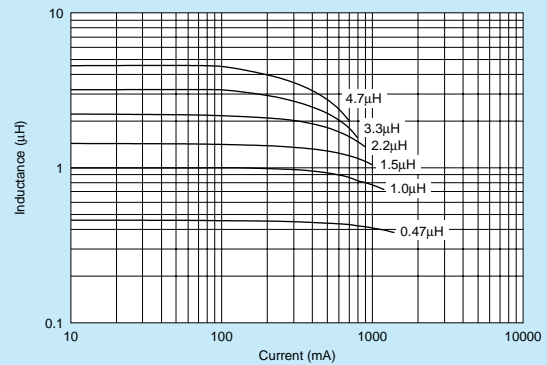
Part Number	Inductance	Rated Current	DC Resistance	Self Resonance Frequency (min.)	Operating Temperature Range	
LQM31PNR47M00□	0.47μH±20%	1400mA	0.07ohm±25%	80MHz	-55°C to +125°C	Kit
LQM31PN1R0M00□	1.0μH±20%	1200mA	0.12ohm±25%	60MHz	-55°C to +125°C	Kit
LQM31PN1R5M00□	1.5μH±20%	1000mA	0.14ohm±25%	50MHz	-55°C to +125°C	Kit
LQM31PN2R2M00□	2.2μH±20%	900mA	0.19ohm±25%	40MHz	-55°C to +125°C	Kit
LQM31PN3R3M00□	3.3μH±20%	800mA	0.24ohm±25%	30MHz	-55°C to +125°C	Kit
LQM31PN4R7M00□	4.7μH±20%	700mA	0.30ohm±25%	25MHz	-55°C to +125°C	Kit

Test Frequency: 1MHz Class of Magnetic Shield: Magnetic shield of ferrite

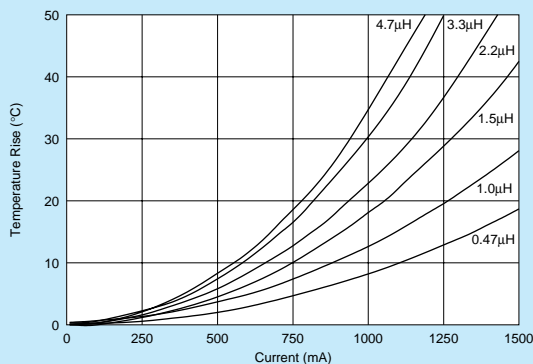
### ■ Inductance-Frequency Characteristics (Typ.)



### ■ Inductance-Current Characteristics (Typ.)



### ■ Temperature Rise Characteristics (Typ.)



△Note • Please read rating and △CAUTION (for storage, operating, rating, soldering, mounting and handling) in this catalog to prevent smoking and/or burning, etc.  
• This catalog has only typical specifications because there is no space for detailed specifications. Therefore, please review our product specifications or consult the approval sheet for product specifications before ordering.

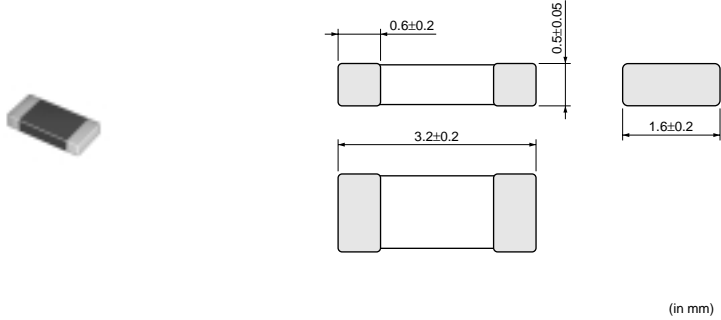
# LQM31P\_C0 Series (1206 Size)

LQM31P\_C0



1206 Size 0.55mm max. Thickness

### ■ Dimensions



### ■ Packaging

Code	Packaging	Minimum Quantity
L	180mm Embossed Tape	4000
B	Bulk(Bag)	1000

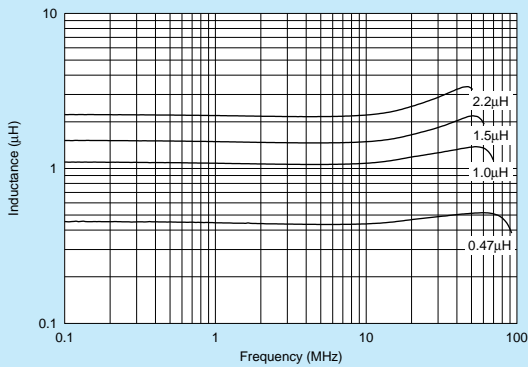
Refer to pages from p.80 to p.83 for mounting information.

### ■ Rated Value (□: packaging code)

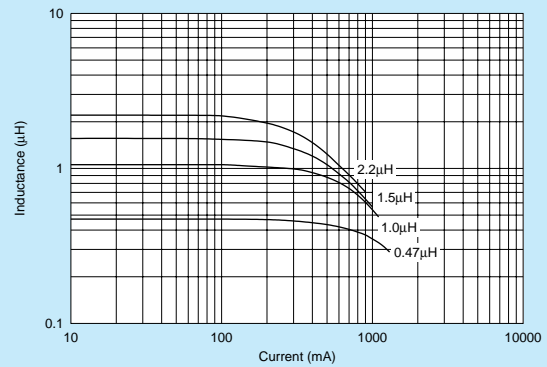
Part Number	Inductance	Rated Current	DC Resistance	Self Resonance Frequency (min.)	Operating Temperature Range	
LQM31PNR47MC0□	0.47μH±20%	1300mA	0.085ohm±25%	90MHz	-55°C to +125°C	Kit
LQM31PN1R0MC0□	1.0μH±20%	1100mA	0.14ohm±25%	70MHz	-55°C to +125°C	Kit
LQM31PN1R5MC0□	1.5μH±20%	1000mA	0.17ohm±25%	60MHz	-55°C to +125°C	Kit
LQM31PN2R2MC0□	2.2μH±20%	900mA	0.25ohm±25%	50MHz	-55°C to +125°C	Kit

Test Frequency: 1MHz Class of Magnetic Shield: Magnetic shield of ferrite

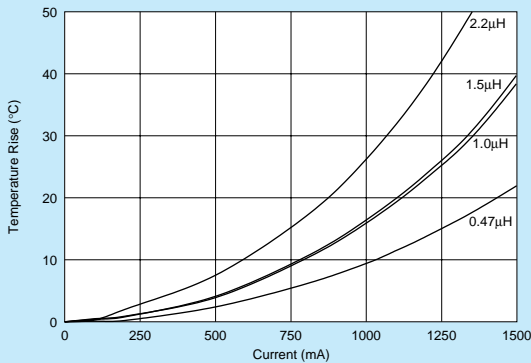
### ■ Inductance-Frequency Characteristics (Typ.)



### ■ Inductance-Current Characteristics (Typ.)



### ■ Temperature Rise Characteristics (Typ.)



△Note • Please read rating and △CAUTION (for storage, operating, rating, soldering, mounting and handling) in this catalog to prevent smoking and/or burning, etc.  
 • This catalog has only typical specifications because there is no space for detailed specifications. Therefore, please review our product specifications or consult the approval sheet for product specifications before ordering.