


Dead-man equipment Foot switches S293 S1, S293 S2



F 211e

Dead-man equipment, Foot Switch S 293

Technical Data	
Tated voltage	380VAC/440VDC
Continuos current of snap action switch S 814 b (data sheet D20)	16A
Contact arrangement	1 NC + 1 NO
Actuation force	F ~ 35N
Insulation	380V AC/440V DC to VDE 0110 Group C
Protection degree	IP 54 to DIN 40050
PE terminal	screw connection M5
Line terminal	screw connection M5

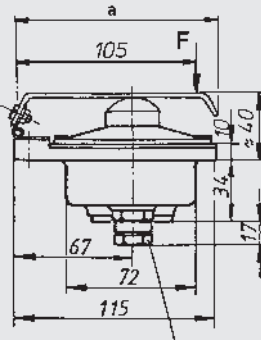
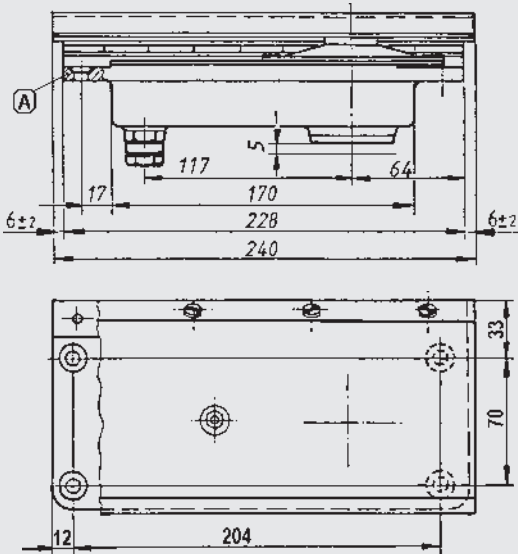
Type	Part Number
SIFA foot switch S293 S1	1722. 0110 072
SIFA foot switch S293 S2	1722. 0110 061



Type S293 S2

Self-locking nut M6 (actuation plate can be opened after removing the nut).

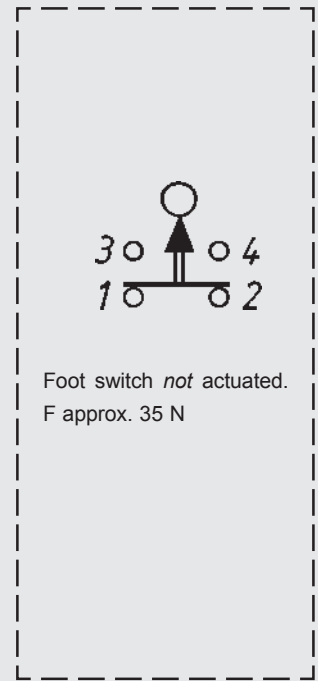
If this safety locking is **not** required, remove the nut.




screw C5 PG 13,5x7-7 DIN 4632

Type S293 S1 (a=122mm)

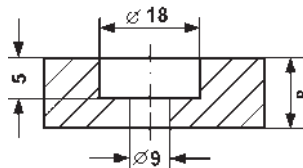
Type S293 S2 (a=150mm)



Mounting Template

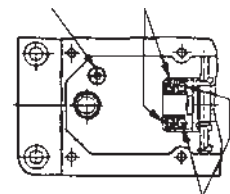


Detail A



Wiring space

Earthing- Connection for connection NC contact



Connection for NO contact