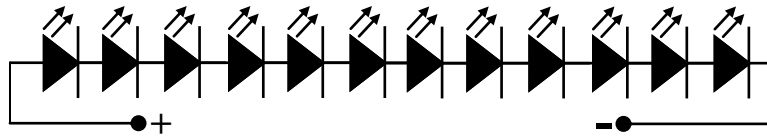


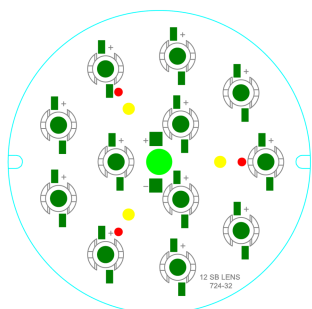
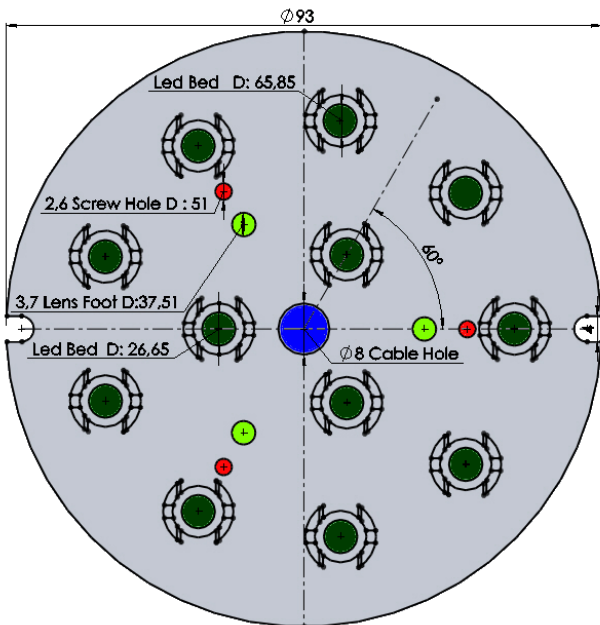
<b>PCB Code</b>	: <b>724-32</b>
<b>Aluminum Colour Mask</b>	: <b>White</b>
<b>Aluminum Diameter Size</b>	: <b>93 mm</b>
<b>Aluminum Thickness</b>	: <b>1,6 mm</b>
<b>Aluminum Weight</b>	: <b>30 g</b>
<b>Electricity Line</b>	: <b>Copper</b>
<b>LED Type</b>	: <b>All Emitter</b>
<b>VOLTAGE</b>	: <b>V= V+V+V+V+V+V+V+V+V+V+V+V</b>
<b>AMPERE</b>	: <b>A = A</b>
<b>Light Scattering Type</b>	: <b>MONO (Single)</b>

**MONO**



Electricity Led Connections = Serial

Coordinate



**LENS Type**

<p>35°</p> <p>12SB3570D</p>	<p>30°</p> <p>12SB30D</p>
<p>70°</p> <p>12SB3570D</p>	<p>50°</p> <p>12SB50D</p>